

REVISION -  
02/24/00 TS

REVISION A  
CHANGED ISO  
DRAWING.  
05/03/00 TS

PULSE TRANSFORMER

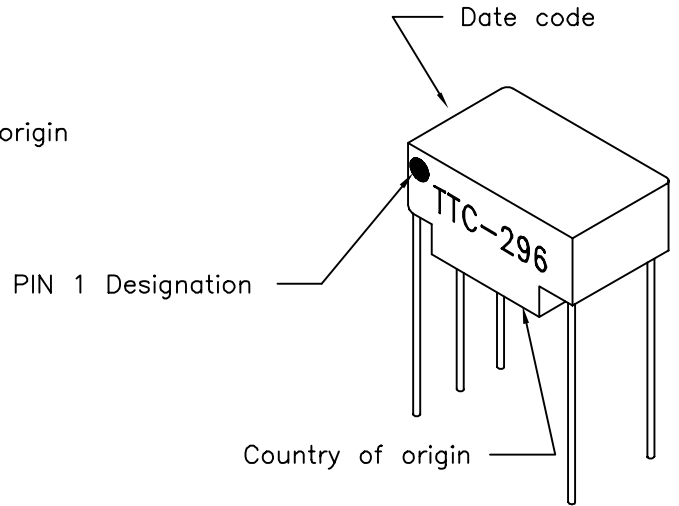
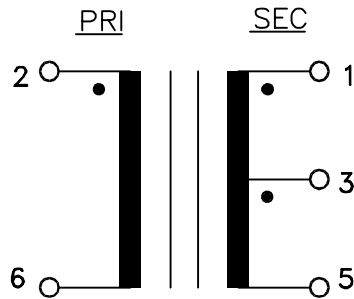
A. Electrical specification (@ 25°C)

1. Turns ratio;  
 $(2-6) : (5-1) = 1 : 1.26 \pm 5\%$   
 $(2-6) : (5-3) = 1 : 1.00 \pm 5\%$
2. Primary open circuit inductance;  
 1.5mH MIN @ 10KHz, 20mV (2-6)
3. Primary ET-constant  
 10V- $\mu$ S MIN
4. Interwinding capacitance between primary and secondary;  
 40.0pF MAX @ 100KHz
5. Primary leakage inductance with shorted secondary;  
 0.4 $\mu$ H MAX @ 100KHz, 20mV (2-6)
6. DC Resistance;  
 Primary (2-6) 0.7 $\Omega$  MAX  
 Secondary (1-5) 0.9 $\Omega$  MAX
7. Dielectric strength;  
 1.5KVAC 1 minute
8. Insulation resistance;  
 10,000M $\Omega$  MIN @ 500VDC

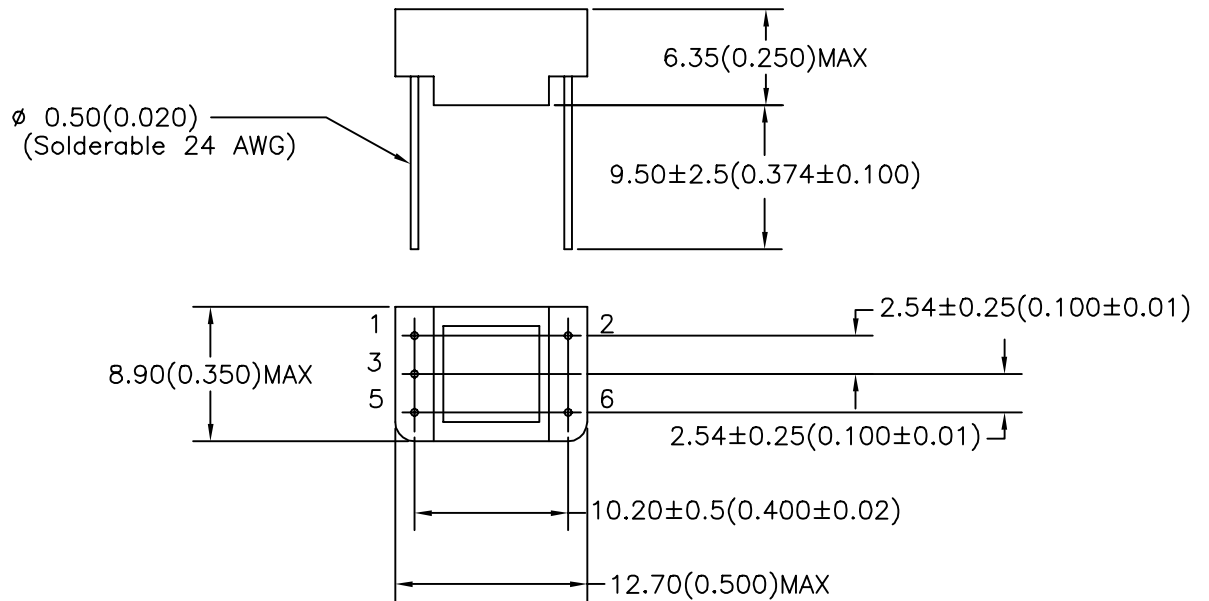
B. Marking;

TTC-296, date code and country of origin

C. Schematic diagram



D. Mechanical Specification



PREPARED BY:

D. Rund  
ENGINEER:

T. Shiozawa  
QUALITY CONTROL:

D. Kelley  
APPROVED:

J. Coleman

DWG CONTROL NO.  
P-A1-12285  
ACAD\G-SER\A1122851.DWG

REV  
A

PULSE TRANSFORMER  
**TAMURA CORPORATION OF AMERICA**  
43352 BUSINESS PARK DRIVE, TEMECULA, CA. 92590-6624  
(909) 699-1270 FAX 9096769482

**TTC-296**

MODEL SPECIFICATION

DIM: mm(In) SCL: 2/1 SH: 1 OF 1

PROPRIETARY NOTICE: THIS DRAWING PRINT OR DOCUMENT AND SUBJECT MATTER DISCLOSED HEREIN ARE PROPRIETARY ITEMS TO WHICH TAMURA RETAINS THE EXCLUSIVE RIGHT OF DISSEMINATION, REPRODUCTION, MANUFACTURE AND SALE. THIS DRAWING, PRINT OR DOCUMENT IS SUBMITTED IN CONFIDENCE FOR CONSIDERATION BY THE RECIPIENT ALONE UNLESS PERMISSION FOR FURTHER DISCLOSURE IS EXPRESSLY GRANTED IN WRITING.

MODEL NUMBER  
**TTC-296**